

Victor Products Ltd
 Unit 3A, Tyne Dock East Side
 Port of Tyne,
 South Shields,
 Tyne and Wear
 NE33 5SQ
 United Kingdom
 Tel : +44(0)191 2808000
 Fax : +44(0)191 2808080

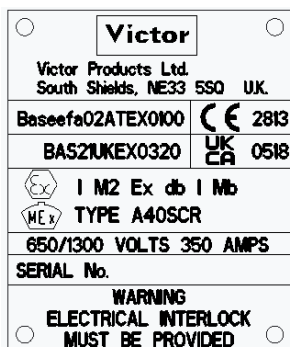


CE 2813
 UK
 CA 0518

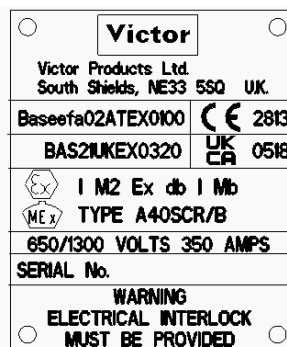
Making Hazardous Environments Work

Type A40SCR and A40SCR/B 350Amp 650/1300Volt Dual Voltage Flameproof Plug Couplers

<p>Certification number Baseefa02ATEX0100 I M2 Ex db I Mb The ATEX certificate carries the ATEX group and category marking: - I M2 Where: I signifies suitability for use in mining and M2 signifies suitability for use in mines where it must be de-energised in the presence of an explosive atmosphere.</p>
<p>Certification number BAS21UKEX0320 I M2 Ex db I Mb The certificate carries the group and category marking: - I M2 Where: I signifies suitability for use in mining and M2 signifies suitability for use in mines where it must be de-energised in the presence of an explosive atmosphere.</p>



NAMEPLATE TYPE A40SCR



NAMEPLATE TYPE A 40SCR/B

General

These Plug Coupling units are designed in accordance with BS EN IEC 60079-0:2018 and BS EN 60079-1:2014.

For India only – These plug coupling units have been designed in accordance with IS/IEC 60079-0:2004 and IS/IEC 60079-1:2007. Test report number CIMFR/TC/P/H474.

They can be associated with any of the following certified connectors for flameproof equipment.

The Plug Coupling unit Type A40SCR is fitted with 3 power pins and 1 pilot pin and can be associated with the following Restrained plugs. Types A40PR and A40PR/A covered by certificate Baseefa02ATEX0098U, type A40PR covered by certificate BAS21UKEX0318U, types 40PR and 40PR/A covered by certificate MECS93C5502U and type 23PR covered by certificate FLP 81021.

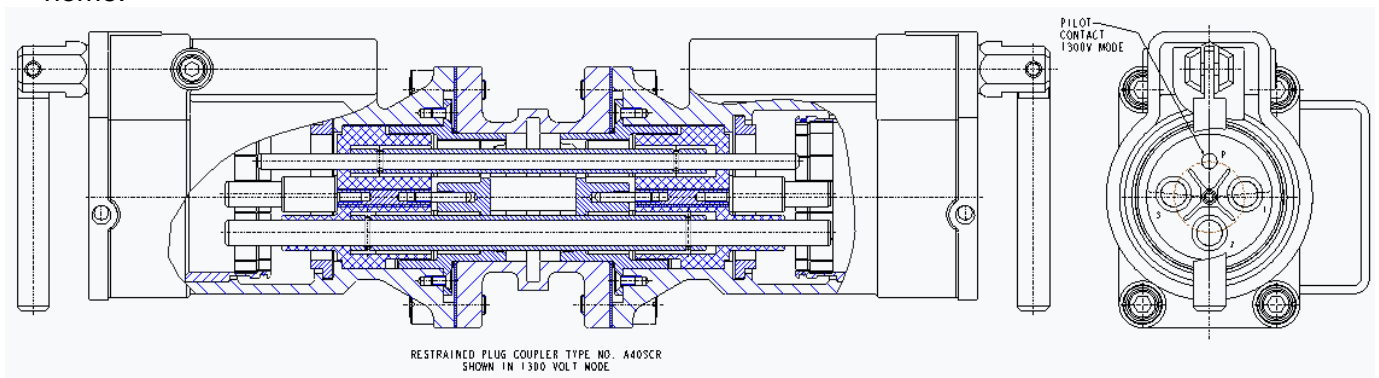
The Plug Coupling unit Type A40SCR/B is fitted with 3 power pins and 3 auxiliary pins and can be associated with the following Restrained plugs. Types A40PR/B and A40PR/C covered by certificate Baseefa02ATEX0098U, type A40PR/B covered by certificate BAS21ATEX0318U, types 40PR/B and 40PR/C covered by certificate MECS93C5502U, type 23PR/A covered by certificate FLP 81021.

All Plug Coupling units have 3 – 9mm diameter padlock holes at either end of the enclosure. The 2 angular holes are to be used for the fitting of a padlock to prevent the insertion of a plug, whilst the hole adjacent to the withdrawal spindle is for the fitting of a padlock to prevent the removal of the withdrawal spindle assembly.

Installation – all.

Note - It is the end users responsibility to follow the installation roles protecting other equipment energized via the connectors against the hazards arising from power failures.

1. Suitably qualified personnel in accordance with established codes of practice must carry out installation, maintenance, and inspection.
2. The Restrained Plugs are for use with electrical interlock only. Ensure that the rated voltage and current are compatible with the power supply and load requirements. Alternative voltages can be achieved by rotating the insulator through 180°.
3. Ensure that when the plugs are connected for use, with their mating approved couplers, that they are fully engaged.
4. Restrained plugs are fully engaged with their couplers when the handle on the coupler is wound full home.



Accessories

The Restrained Plug Couplers can be fitted with Victor Closer Caps.

Maintenance and Inspection

It should be noted that all components that are replaced must be in accordance with the manufacturers specifications. Failure to use such components invalidates the certification and approval and may make the apparatus dangerous. NO modifications should be made to the apparatus without the knowledge and approval of the manufacturer. If in doubt, refer to the manufacturer. A copy of the Spare Parts List is available from Victor Products Ltd.

Before re-assembly ensure that all flameproof paths are visually inspected and dimensionally checked for any abnormality.

HEALTH AND SAFETY AT WORK etc. ACT 1974

In the United Kingdom all equipment must be installed, operated and disposed of (as required) within the legislative requirements of the Health and Safety at Work etc. Act 1974. Leaflet No. HSS L1 refers to the Company's obligation and is available on request.

It is the responsibility of the user to select, install, operate and maintain the equipment in accordance with the relevant legislation and appropriate code of practice.



EU Only

Prices and design are subject to alteration without notice. All products are sold subject to our conditions of sale, copies of which are available on request.

We reserve the right to change characteristics of our products. All data is for guidance only

UK Declaration of Conformity




Victor Products Ltd
Unit 3A, Tyne Dock East Side
Port of Tyne,
South Shields,
Tyne and Wear
NE33 5SQ
United Kingdom

**Restrained Type A40 350Amp 650/1300Volt Dual Voltage Flameproof Plug Couplers
Type A40SCR and A40SCR/B.**

Certification number BAS21UKEX0320  I M2 Ex db I Mb

Victor Products Ltd

Hereby declare our sole responsibility that the product which is the subject of this attestation is in conformity with the following standards or normative documents.

Number and date of standard	UK Legislation
BS EN IEC 60079-0:2018 BS EN 60079-1:2014	Equipment and Protective Systems Intended for use in Potentially Explosive Atmospheres Regulations 2016
EN50082 (1992) EN55015 (1993) EN 60555-2 (1987)	89/336 EEC: Electromagnetic Compatability
Notified Body: Sira Certification Services CSA Group Deeside CH5 3US Notified Body No. 0518	 P. Devlin Operations Manager January 2024

SERIAL NUMBER

**Declaration of conformity
Déclaration De Conformité
Konformitätserklärung**



Victor Products Ltd
Unit 3A, Tyne Dock East Side
Port of Tyne,
South Shields,
Tyne and Wear
NE33 5SQ
United Kingdom

**Restrained Type A40 350Amp 650/1300Volt Dual Voltage Flameproof Plug Couplers
Type A40SCR and A40SCR/B**

Certification number Baseefa02ATEX0100  I M2 Ex db I Mb

Victor Products Ltd

Hereby declare our sole responsibility that the product which is the subject of this declaration is in conformity with the following standards or normative documents.

Erklären in alleiniger Verantwortung, daß das Product auf das sich diese Erklärung bezieht, mit der/den folgenden Norm(en) oder normativen Dokumenten Ubereinstimmt.

Déclarons de notre seule responsabilité, que le produit auquel cette déclaration se rapporte, est conforme aux norme(s) ou aux documents normatifs suivants.

Number and date of standard Nr. Sowie Ausgabedatum der Norm No. Ainsi que date d'émission des normes.	Directive description Bestimmungen der Richtlinie Prescription de la directive
BS EN IEC 60079-0:2018 BS EN 60079-1:2014	Equipment and protective systems intended for use in potentially explosive atmospheres. This Attestation is valid for directive 2014/34/EU. Geräte und Schutzsysteme zur bestimmungsgemäßen Verwendung in explosionsgefährdeten Bereichen. Diese Bescheinigung gilt für die Richtlinie 2014/34 /EU. Appareils et systèmes de protection destinés a être utilisés en atmosphères explosibles. Cette Attestation est valable pour la directive 2014/34 /UE.
EN50082 (1992) EN55015 (1993) EN 60555-2 (1987)	89/336 EEC: Electromagnetic Compatability 89/336 EWG: Elektromagnetische Verträglichkeit 89/336 CEE: Compatibilité électromagnétique
Notified Body: CSA Group Netherlands B.V. Notified Body No. 2813	 P. Devlin Operations Manager January 2024

SERIAL NUMBER