

Victor Products Ltd
 Unit 3A, Tyne Dock East Side
 Port of Tyne,
 South Shields,
 Tyne and Wear
 NE33 5SQ
 United Kingdom
 Tel : +44(0)191 2808000
 Fax : +44(0)191 2808080



Making Hazardous Environments Work

TYPE A42 RANGE OF 250AMP 1300VOLT FLAMEPROOF SOCKETS Types A42SR, A42SR/A, A42SR/C

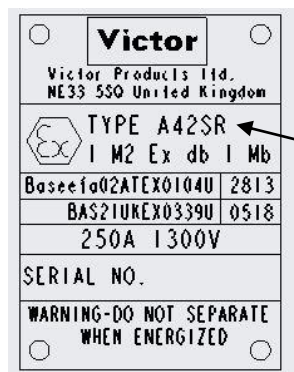
Certification number Baseefa02ATEX0104U  I M2 Ex db I Mb

The ATEX certificate carries the ATEX group and category marking: - I M2
 Where: I signifies suitability for use in mining and M2 signifies suitability for use in mines where it must be de-energised in the presence of an explosive atmosphere.

Certification number BAS21UKEX0339U  I M2 Ex db I Mb

The certificate carries the group and category marking: - I M2
 Where: I signifies suitability for use in mining and M2 signifies suitability for use in mines where it must be de-energised in the presence of an explosive atmosphere.

NAMEPLATE DETAIL



TYPE NUMBER AS APPROPRIATE

General

These sockets are designed in accordance with BS EN IEC 60079-0:2018 and BS EN 60079-1:2014. They can be associated with any relevant certified connectors in 1100/1300V mode for flameproof enclosures Group I apparatus that complies dimensionally with BS5620, in this way connectors complying with BS5620 and certified to BS5501, or BS4683, or BS229 can be intermixed. The Type A42SR/A is an I.P.C. (Interrupted Pilot Circuit) Socket and is for use on pilot control systems and are fitted with a Type A39PI or A39PI/A I.P.C. Connector covered by certificate no. MECS01ATEX5399U.

For India only – The sockets have been designed in accordance with IS/IEC 60079-0:2004 and IS/IEC 60079-1:2007. Test report number CIMFR/TC/P/H475.

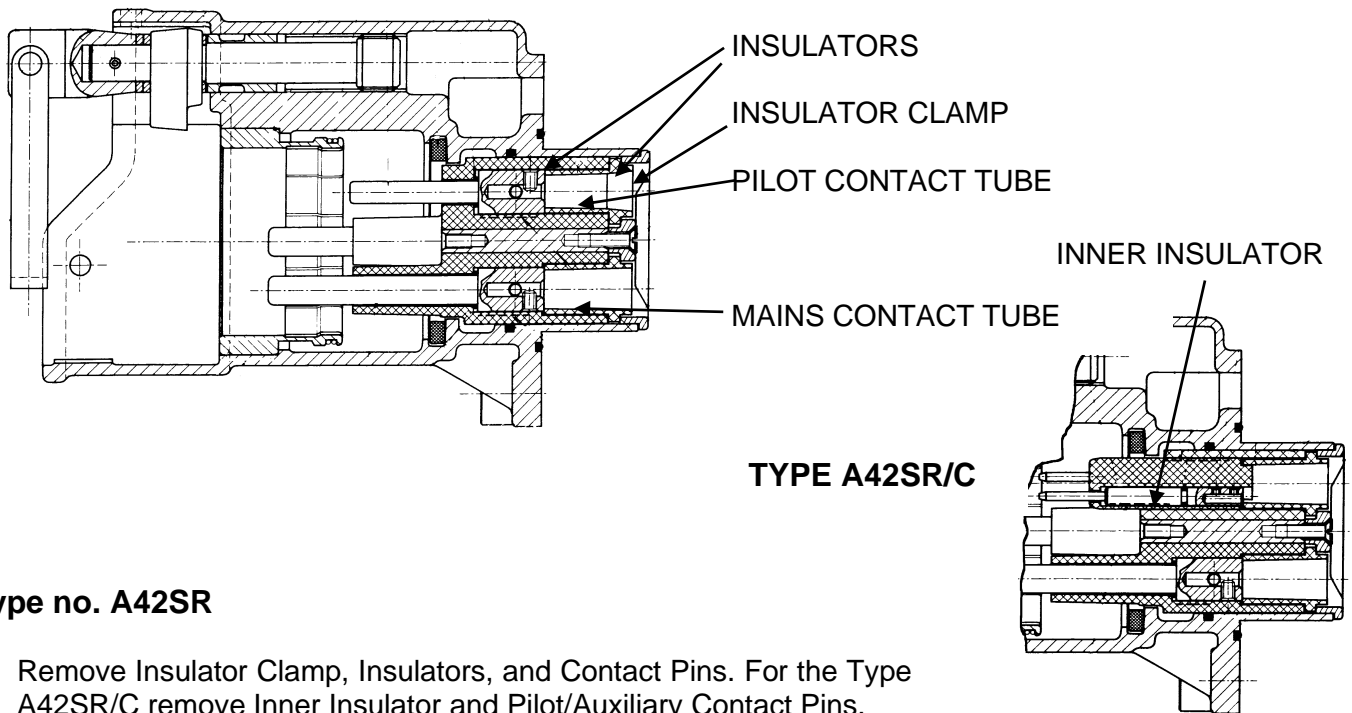
Installation – all

Note - It is the end users responsibility to follow the installation roles protecting other equipment energized via the connectors against the hazards arising from power failures.

1. Installation, maintenance, and inspection, must be carried out by suitably qualified personnel in accordance with established codes of practice.
2. Restrained type of plugs and sockets are for use only with electrical interlock.

3. Ensure that the rated voltage and current are compatible with the power supply and load requirements.

Installation Type no. A42SR

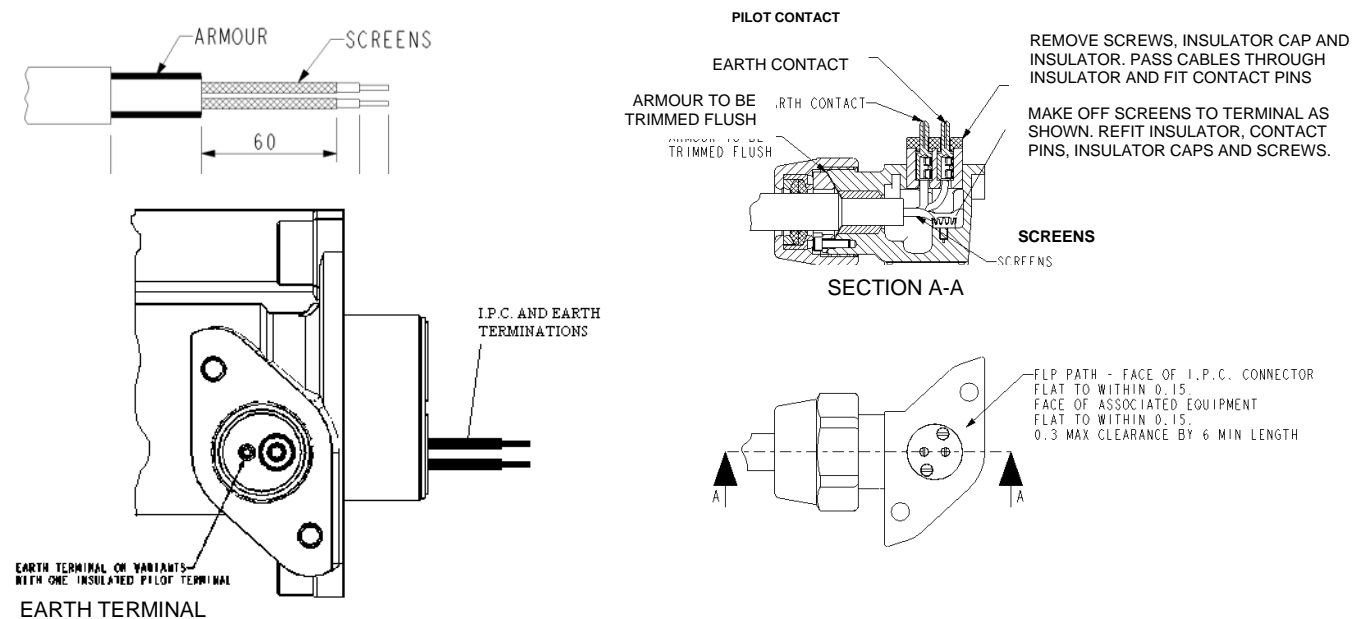


Type no. A42SR

1. Remove Insulator Clamp, Insulators, and Contact Pins. For the Type A42SR/C remove Inner Insulator and Pilot/Auxiliary Contact Pins.
2. The Contact Pins can be either grubscrewed type or crimped. The conductors should be bared back to suit the hole depth of the Contact Pins. The conductor can now be fed through the Insulator Clamp and Retaining Insulators.
3. For the grubscrewed pins, insert conductor and ensure that the screws are fully tightened down.
4. If the crimped pins are fitted with screws and sleeving then they must be removed prior to crimping. Insert conductor. The crimp should be equally spaced on the end portion. Use crimping dies 'Erma' ref. HJ or 'BICC' ref. U855 or 'Neilson' ref. ME17 on the Mains Pin, and 'Erma' ref. HF or HG, or 'BICC' ref. U854, or 'Neilson' ref. ME14 on the Pilot Pin and Auxiliary Pins. After crimping replace the sleeving and screws.
5. Re-assemble the socket as shown in fig. 3.
6. Ensure that when the plugs are connected for use, with their mating approved sockets, that they are fully engaged. Plugs are fully engaged with their sockets when the handle on the socket is wound fully home.

Installation – I.P.C. Types only

1. The I.P.C. (Interrupted Pilot Circuit) Restrained Sockets are for use on pilot control systems. The Type A42SR/A has two insulated terminals on the gland outlet, and has two loose connection tails at the socket spigot, see Fig.6. **Important-** when connecting associated equipment, ensure that the terminals are connected to the earth or pilot as required by the particular system.
2. The I.P.C. Connector is the Type A39PI or A39PI/A and is covered by certificate MECS01ATEX5399U. It is designed for use with Type 62 cable to BS 6708:1998. A copy of the full installation leaflet is available on request although cable make off and assembly details are shown below. All other installation details as before.



CABLE MAKE OFF AND ASSEMBLY DETAILS OF TYPE A39PI I.P.C. CONNECTOR

Accessories

Sockets can be fitted with Victor Closer Caps.

The I.P.C. Sockets can be fitted with the following Victor accessories - Rectifier and Blanking Cover, Blanking Cover only, and Stop/Start or Emergency Stop Switch.

Maintenance and Inspection

It should be noted that all components that are replaced must be in accordance with the manufacturers specifications. Failure to use such components invalidates the certification and approval and may make the apparatus dangerous. NO modifications should be made to the apparatus without the knowledge and approval of the manufacturer. If in doubt, refer to the manufacturer. A copy of the Spare Parts List is available from Victor Products Ltd.

Before re-assembly ensure that all flameproof paths are visually inspected and dimensionally checked for any abnormality.

HEALTH AND SAFETY AT WORK etc. ACT 1974

In the United Kingdom all equipment must be installed, operated and disposed of (as required) within the legislative requirements of the Health and Safety at Work etc. Act 1974. Leaflet No. HSS L1 refers to the Company's obligation and is available on request.

It is the responsibility of the user to select, install, operate and maintain the equipment in accordance with the relevant legislation and appropriate code of practice.



EU Only

Prices and design are subject to alteration without notice. All products are sold subject to our conditions of sale, copies of which are available on request. *We reserve the right to change characteristics of our products. All data is for guidance only*

BLANK

BLANK

BLANK

UK Attestation of Conformity




Victor Products Ltd
Unit 3A, Tyne Dock East Side
Port of Tyne,
South Shields,
Tyne and Wear
NE33 5SQ
United Kingdom

**Restrained Type A42 250Amp 1300Volt Dual Flameproof Sockets
Type A42SR, A42SR/A and A42SR/C.**

Certification number BAS21UKEX0339U  I M2 Ex db I Mb

Victor Products Ltd

Hereby declare our sole responsibility that the product which is the subject of this attestation is in conformity with the following standards or normative documents.

Number and date of standard	UK Legislation
BS EN IEC 60079-0:2018 BS EN 60079-1:2014	Equipment and Protective Systems Intended for use in Potentially Explosive Atmospheres Regulations 2016
EN50082 (1992) EN55015 (1993) EN 60555-2 (1987)	89/336 EEC: Electromagnetic Compatability
Notified Body: Sira Certification Services CSA Group Deeside CH5 3US Notified Body No. 0518	 P. Devlin Operations Manager January 2024

SERIAL NUMBER

Attestation of Conformity

Attestation de Conformité
Konformitätsbescheinigung



Victor Products Ltd
Unit 3A, Tyne Dock East Side
Port of Tyne,
South Shields,
Tyne and Wear
NE33 5SQ
United Kingdom

**Restrained Type A42 250Amp 1300Volt Dual Flameproof Sockets
Type A42SR, A42SR/A and A42SR/C.**


Certification number Baseefa02ATEX0104U  I M2 Ex db I Mb

Victor Products Ltd

Hereby declare our sole responsibility that the product which is the subject of this attestation is in conformity with the following standards or normative documents.

Erklären in alleiniger Verantwortung, daß das Product auf das sich diese Bescheinigung bezieht, mit der/den folgenden Norm(en) oder normativen Dokumenten Übereinstimmt.

Déclarons de notre seule responsabilité, que le produit auquel cette attestation se rapporte, est conforme aux norme(s) ou aux documents normatifs suivants.

Number and date of standard Nr. Sowie Ausgabedatum der Norm No. Ainsi que date d'émission des normes.	Directive description Bestimmungen der Richtlinie Prescription de la directive
BS EN IEC 60079-0:2018 BS EN 60079-1:2014	Equipment and protective systems intended for use in potentially explosive atmospheres. This Attestation is valid for directive 2014/34/EU. Geräte und Schutzsysteme zur bestimmungsgemäßen Verwendung in explosionsgefährdeten Bereichen. Diese Bescheinigung gilt für die Richtlinie 2014/34 /EU. Appareils et systèmes de protection destinés a être utilisés en atmosphères explosibles. Cette Attestation est valable pour la directive 2014/34 /UE.
EN50082 (1992) EN55015 (1993) EN 60555-2 (1987)	89/336 EEC: Electromagnetic Compatibility 89/336 EWG: Elektromagnetische Verträglichkeit 89/336 CEE: Compatibilité électromagnétique
Notified Body: CSA Group Netherlands B.V. Notified Body No. 2813	 P. Devlin Operations Manager January 2024

SERIAL NUMBER